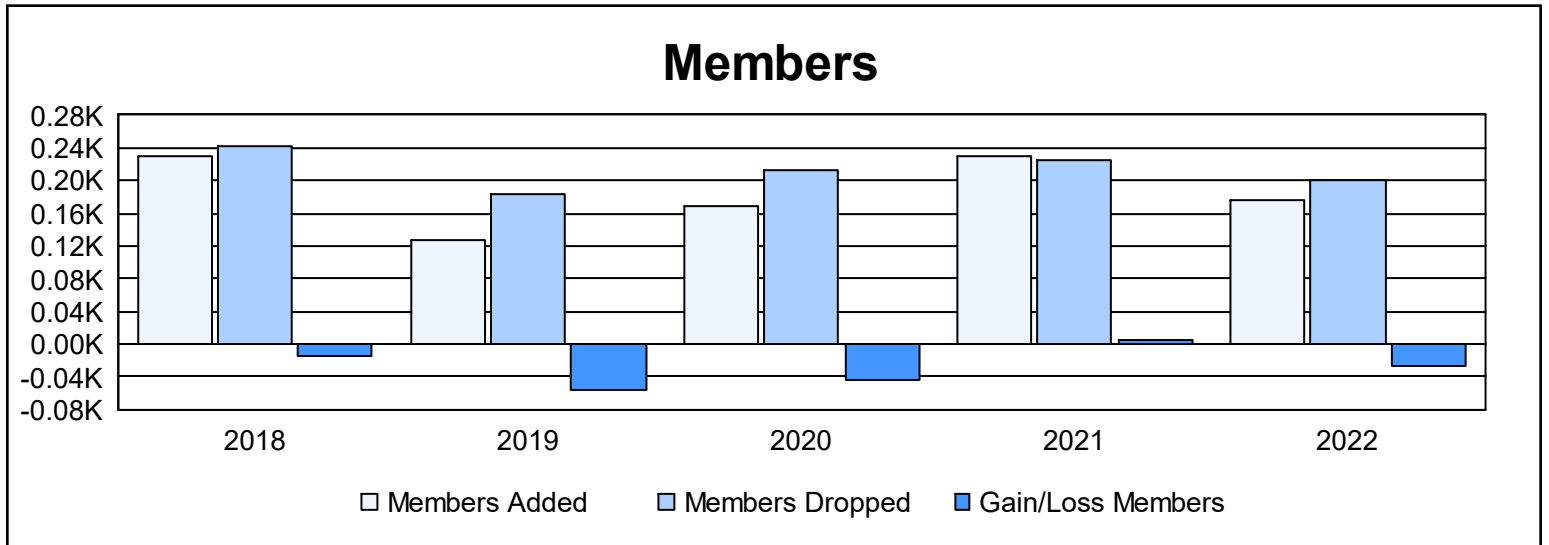
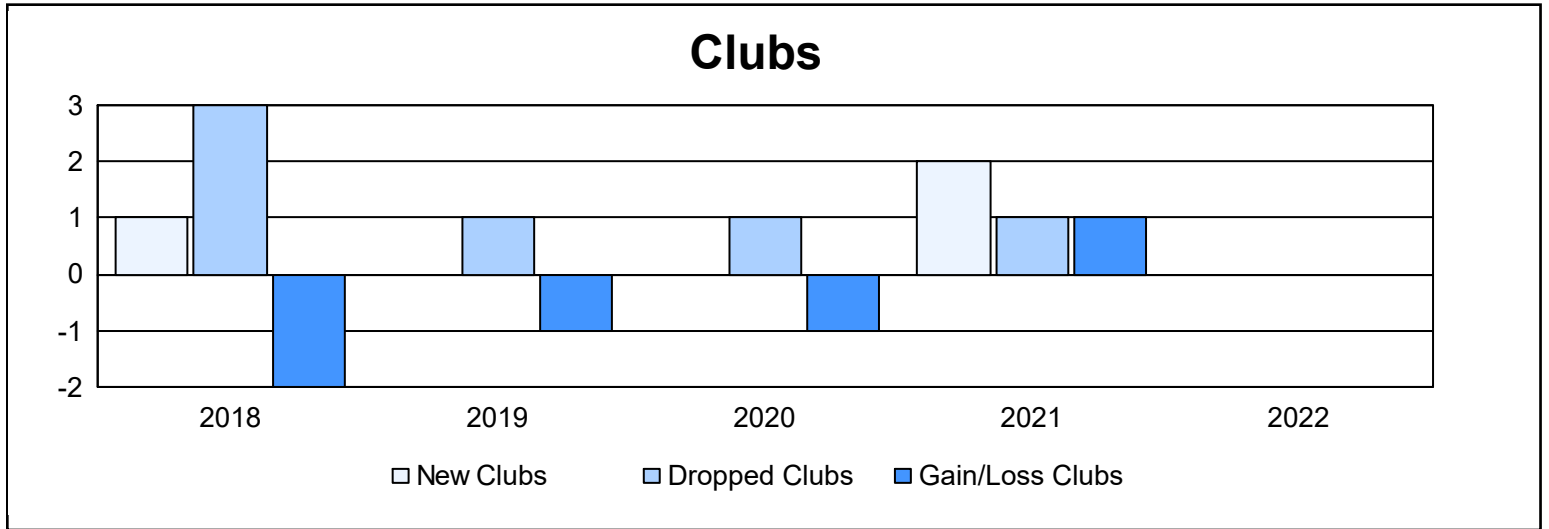
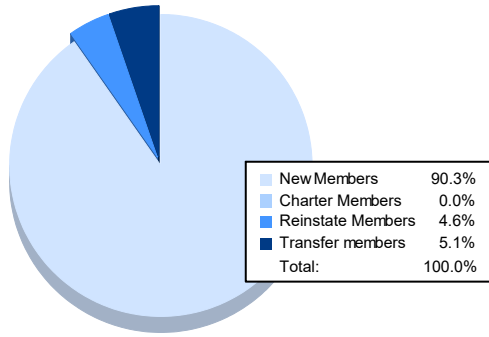


| Year | New Clubs | Dropped Clubs | Gain/ Loss Clubs | New Members | Charter Members | Reinstate Members | Transfer Members | Total Member Added | Total Members Dropped | Gain/ Loss Members |
|----------------|-----------|---------------|------------------|-------------|-----------------|-------------------|------------------|--------------------|-----------------------|--------------------|
| 2017-2018 | 1 | 3 | -2 | 185 | 28 | 7 | 9 | 229 | 243 | -14 |
| 2018-2019 | 0 | 1 | -1 | 115 | 1 | 5 | 7 | 128 | 184 | -56 |
| 2019-2020 | 0 | 1 | -1 | 151 | 0 | 2 | 16 | 169 | 212 | -43 |
| 2020-2021 | 2 | 1 | 1 | 141 | 81 | 4 | 3 | 229 | 225 | 4 |
| 2021-2022 | 0 | 0 | 0 | 158 | 0 | 8 | 9 | 175 | 201 | -26 |
| Average | 1 | 1 | -1 | 150 | 22 | 5 | 9 | 186 | 213 | -27 |



Membership Composition June 2022 Cumulative



Gender Composition June 2022 Cumulative

